

# Apprentice Beekeeping Class



# Opening Points

• Bathrooms

• Lunch Locations

• Name tags

• Please use South doors only

# Cell Phones & Laptops

You DO NOT have my permission to video tape

Put your cell phones on Airplane mode to prevent distractions.

If you go into txt withdrawal go out to the hallway.

[pdf slides located on iebees.com](http://iebees.com)

# Beginning Beekeeping Class

## Dollar Breakdown:

**\$70.00** Cost of Course

- 25.00 WSU County Extension Office Fee

- 10.00 WSBA Master Beekeepers Apprentice Course Fee

**\$35.00** Covers all teaching expenses including:

12 packages of bees, meds etc.      **2024 cost = \$4,324.50**

**Bottom Line: IEBA exists to teach & promote Beekeeping.**

(we are not here to make money, in fact we lose money)

And that's why there is a donation jar in the back for the coffee & sweet stuff

# Questions

Instruction starts now! BEE FORAGE

What flower is this? What kind of bee is this?

INLAND EMPIRE BEEKEEPERS ASSOCIATION

# Apprentice Beekeeping Class

**Introducing – The Honey Bee**



Inland Empire Beekeepers Association

# GOAL

- \* Knowledgeable 1<sup>st</sup> Year Beekeepers
- \* Washington Master Beekeeper Certification  
Available

**Hands-On Instruction – Not Book Taught**

**FOCUS:**

**Each New Beekeeper To Get Their Hives  
Through Winter**



# Course Materials

Apprentice Booklet with IEBA Glossary.

Apprentice Beekeeping Syllabus w/handouts including:

**Handout 7** - WA State Hive Registration Form

**Handout 5** – IEBA Joy in Beekeeping Grants (\$100.00 ea.)

WMB Application and Progress Form

&

Ten Tests for Apprentice Certification

**\*Fill out progress form. Print neatly. It is used for your certificate**

**\*Take all ten tests.**

**\*Hand in to Daren, Joan, or at Jerry's place.**

# Certification

\***Fill out Washington Master Beekeeper Application and Progress Form. Print neatly.** It is used for your certificate.

\***Take all ten tests.**

\***Hand in to Daren, Joan or Jim**






\***Hand in at field days or IEBA meetings**

Tracking sheet goes to state for entry into database and certificate production. It comes back w/your certificate. Do not lose – it is proof of payment & certification.

**In addition: Attendance at the field days is mandatory. Be sure to sign-in.**

# Handout 13

## Inland Empire Beekeepers Association Schedule for 2025      Version 1b

<u>Date</u>	<u>Subject</u>	<u>Program Topics/Notes</u>
10 Jan	<b>IEBA Monthly Meeting</b>  Social: 6:00 – 6:30 PM  Meeting: 6:30 PM  In person and Zoom Meeting	<b>IEBA Budget</b>  <i>Monthly What to Do:</i>   <i>Yearly Hive Management Plan</i>
7 Feb	Class setup	4pm-8pm
8 Feb	<b>Apprentice Beekeeping Class</b>   <b>Group A</b>  9 AM - 5 PM County Extension	POC-Scott Bleeker
14 Feb	<b>IEBA Monthly Meeting</b>  Social: 6:00 – 6:30 PM  Meeting: 6:30 PM  In person and Zoom Meeting	<i>Monthly What to Do:</i>   <i>Emergency Feeding</i>  <i>Hive Inspection</i>
21 Feb	Class setup	4pm-8pm
22 Feb	<b>Apprentice Beekeeping Class</b>   <b>Group B</b>  9 AM - 5 PM County Extension	POC-Scott Bleeker
7 Mar	<b>2<sup>nd</sup> Year Beekeeping</b>   6:30 – 8:30 PM	POC Dean Christie  See course syllabus

# Course Outline & Syllabus

## Three & 1/2 Day Course

- ❖ **1 Classroom Day**
- ❖ **Package Day** – How to Install and Care for your package
- ❖ **3 Field Days**
  - ❖ Spring Management
  - ❖ Spring/Summer Management
  - ❖ Summer/Fall Management
- ❖ **Winter Management**
  - ❖ Taught at IEBA Monthly
    - ❖ Meetings (Aug, Sep & Oct)



# Package Day

 **12 April** 

## *BETWEEN NOW AND THEN:*

Order Your Honey Bees

Purchase and Put Together Your Bee Hive(s)

Select Location and Place Hive Stand

see Handout #1 – Minimum Beekeeping Equipment List

If You Live In Spokane City Limits, You Must Be “Certified” before you may take your bees home. Check your local area.

# Package Day

At Extension Center – East of Parking Area

**Bring bee suit, gloves & hive tool**

How to start a smoker

Install a Package into IEBA hives

Get a copy of Installation Instructions

- **Get your package from your supplier**
  - **(After the class)**
- **Go home and install your package. Feed.**
- **Feed your hives as needed**

# Field Day 1

3 May

Group A & B: 10 AM – Noon, East of County Extension  
Parking Area

Meet in classroom. Sign In (legible)!! Wear bee suit, carry gloves, veil, and hive tool.

We will have a short introduction on class objectives then we will break up into small groups each with an experienced beekeeper acting as a small group instructor.

BE READY: THIS IS HANDS ON TRAINING!!

ALL OF THIS INFO IS IN YOUR SYLLABUS

# Questions?? About the Process

